

# MRC series

## C2-A2x

### 8-pin standard relay, 2-pole, plug-in according to IEC 67-I-5a

<b>Type</b>	<b>C2-A2x/ ... V</b> Standard relay, 2 change-over contacts		
<b>Maximum contact load</b>	<b>10 A/250 V AC1</b>	<b>0,5 A/110 V DC1</b>	
<b>Recommended minimum contact load</b>	<b>10 mA/30 V DC1</b>	<b>0,2 A/220 V DC1</b>	

#### Contacts

Material	Standard	Code 0	AgNi
	Optional	Code 8	AgNi + 10 μ Au
	Optional	Code 9	AgNi + 0,2 μ Au

Max. switching current	10 A
Max. peak inrush current (20 ms.)	30 A
Max. switching voltage	250 V
Max. AC load (Fig 1)	2,5 kVA
Max. DC load	See fig 2

#### Coils

Coil resistance	see table; tolerance ± 10 %
Pull-in voltage	≤ 0,8 x U <sub>N</sub>
Pull-in voltage	≥ 0,1 x U <sub>N</sub>
Nominal power	2,2 VA (AC)/1,3 W (DC)

#### Table

VAC	Ω	mA	VDC	Ω	mA
24	67	92	24	443	54
48	296	46	48	1K8	27
115	1K7	19	110	9K2	12
230	7K1	9,5	220	36K1	6

#### Insulation

	Volt rms, 1 min
Open contact	1000 V
Between adjacent poles	2,5 kV
Between contacts and coil	2,5 kV
Insulation resistance at 500 V	≥ 1 GΩ
Insulation, IEC 61810-5	2,5 kV/3

#### Specifications

Ambient temperature operation/storage	-40 (no ice)...60 °C / -40 ... 80 °C
Operate time + bounce time	16 ms/≤ 3 ms
Release time + bounce time	8 ms/≤ 1 ms
Mechanical life ops.	AC: 10 Mill./DC: 20 Mill.
DC voltage endurance at rated load	≥ 100000 ops. switching cycles
Operating frequency at nominal load	≤ 1200/ops/h
Protection degree	IP40
Weight	90 g

#### Standard types

AC 50 Hz/60 Hz: 24, 48, 115 (120), 230 (240)

LED

RC Suppressor

DC: 24, 48, 110, 220

LED

Free wheeling diode

Polarity and free wheeling diode

AC/DC bridge rectifier 24 V, 48 V, 60 V


C2-A20/AC ... V	C2-A28/AC ... V	C2-A29AC ... V
C2-A20X/AC ... V	C2-A28X/AC ... V	C2-A29X/AC ... V
C2-A20R/AC ... V	C2-A28R/AC ... V	C2-A29R/AC ... V
C2-A20/DC ... V	C2-A28/DC ... V	C2-A29/DC ... V
C2-A20X/DC ... V	C2-A28X/DC ... V	C2-A29X/DC ... V
C2-A20DX/DC ... V	C2-A28DX/DC ... V	C2-A29DX/DC ... V
C2-A20FX/DC ... V	C2-A28FX/DC ... V	C2-A29FX/DC ... V
C2-A20BX/UC ... V	C2-A28BX/UC ... V	C2-A29BX/UC ... V

"..." Enter the voltage for full type designation

#### Accessories

Socket:  
Optional accessories (blanking plug):

**S2-B, S2-S, S2-L, S2-P, S2-P0**  
**SO-NP, SO-OP**



#### Connection diagram

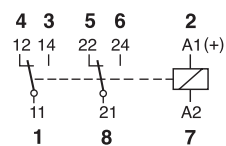


Fig. 1 AC voltage endurance

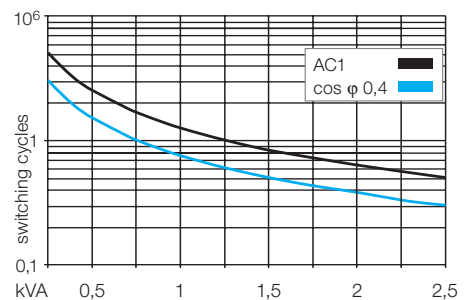
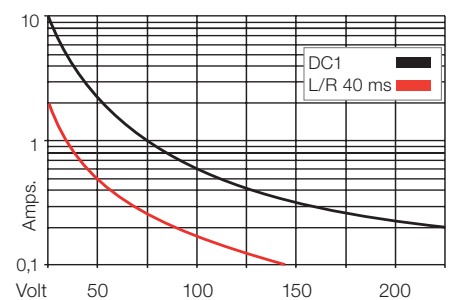
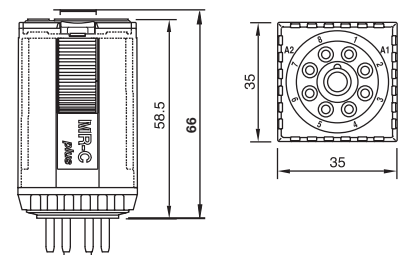


Fig. 2 DC load limit curve



#### Dimensions [mm]



#### Technical approvals, conformities

