

# IRC series

## C12-A2x

### 8-pin, Interface relays, 2-pole, plug-in faston

<b>Type</b>	<b>C12-A2x/ ... V</b> Standard relay 2 change-over contact		
<b>Maximum contact load</b>	<b>5 A/250 V AC1</b>	<b>0,5 A/110 V DC1</b>	
	<b>5 A/30 V DC1</b>	<b>0,2 A/220 V DC1</b>	
<b>Recommended minimum contact load</b>	<b>10 mA/10 V</b>		

<b>Contacts</b>			
Material	Standard	Code 1	AgNi + 0,2 μ Au
	Optional	Code 2	AgNi + 10 μ Au
Rated current	5 A		
Switch-on current max. (20 ms)	15 A		
Switching voltage max.	250 V		
AC load (Fig 1)	1,2 kVA		
DC load	see fig. 2		

<b>Coil</b>			
Coil resistance	see table; tolerance ± 10 %		
Pick-up voltage	≤ 0,8 x U <sub>N</sub>		
Release voltage	≥ 0,1 x U <sub>N</sub>		
Nominal power	1,1 VA (AC)/0,7 W (DC)		

<b>Coil table</b>						
VAC	Ω	mA	VDC	Ω	mA	
24	290	45	12	224	53	
48	1200	23	24	742	32	
115	7.300	9,5	48	3.500	13,7	
230	28.800	4,7	110	19.900	5,5	

<b>Insulation</b>	Volt rms, 1 min
Contact open	1000 V
Contact/contact	3000 V
Contact/coil	5 kV
Insulation resistance at 500 V	≥3 GΩ
Insulation, IEC 61810-5	4 kV/3

<b>Specifications</b>	
Ambient temperature operation/storage	-40 (no ice)...60 °C /-40 ... 80 °C
Pick-up time/bounce time	10 ms/≤ 1 ms
Release time/bounce time	5 ms/≤ 3 ms
Mechanical life ops	AC: 10 Mill./DC: 20 Mill.
DC voltage endurance at rated load	≥100000 switching cycles
Switching frequency at rated load	≤ 1200/h
Protection class	IP40
Weight	21 g

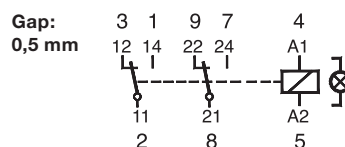
<b>Standard types</b>		
<b>AC 50 Hz/60 Hz: 24, 48, 115, (120), 230, (240)</b>	<b>C12-A21/AC ... V</b>	<b>C12-A22/AC ... V</b>
<b>LED</b>	<b>C12-A21X/AC ... V</b>	<b>C12-A22X/AC ... V</b>
<b>RC suppressor</b>	<b>C12-A21R/AC ... V</b>	<b>C12-A22R/AC ... V</b>
<b>DC: 12, 24, 48, 110</b>	<b>C12-A21/DC ... V</b>	<b>C12-A22/DC ... V</b>
<b>LED</b>	<b>C12-A21X/DC ... V</b>	<b>C12-A22X/DC ... V</b>
<b>Polarity and free wheeling diode</b>	<b>C12-A21FX/DC ... V</b>	<b>C12-A22FX/DC ... V</b>
<b>AC/DC bridge rectifier 24 V, 48 V, 60 V</b>	<b>C12-A21BX/UC ... V</b>	<b>C12-A22BX/UC ... V</b>

"..." Enter the voltage for full type designation

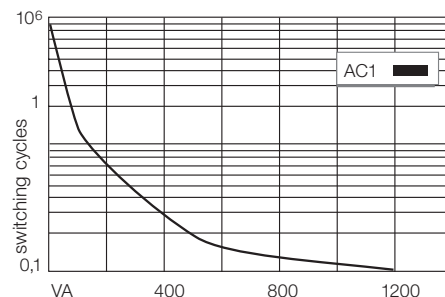
<b>Accessories</b>	
Socket:	<b>S12, S12-P</b>



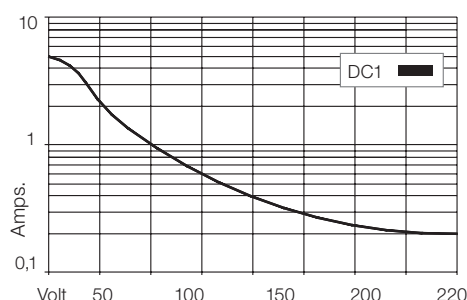
#### Connection diagram



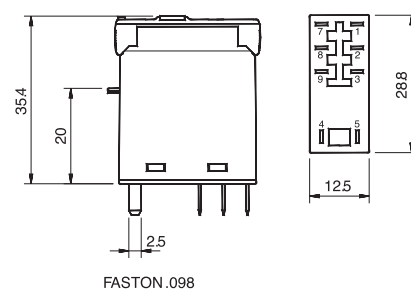
**Fig. 1 AC voltage endurance**



**Fig. 2 DC load limit curve**



#### Dimensions [mm]



#### Technical approvals, conformities



IEC 61810; EN 60947