


# IRC series

## CSS-AC

### 4-pin, Interface solid state relay, 1-pole, plug-in faston

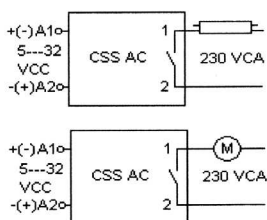
<b>Type</b>	<b>CSS-AC</b> Solid state relay For switching resistive and inductive AC loads Instantaneous
<b>Output</b>	<b>1 N/O contact</b>
<b>Operating range</b>	<b>3 A, 24 ... 250 VAC, 50/60 Hz</b>
<b>Minimum contact load</b>	<b>50 mA</b>
<b>Control circuit</b>	
Input voltage range	5 ... 32 VDC
Release voltage	< 2,5 VDC
Input current	5 ... 15 mA
Stabilised current regulator	yes
Input voltage protection	IEC-1000-4-5 level 1



<b>Output circuit</b>	Instantaneous
Max. output current	3 A
Min. output current	50 mA
Output voltage range	24...250 VAC
Inrush current	30 A/10 ms
Max. release voltage	< 1,5 VAC
Residual current	≤ 0,55 mA
di/dt	≤ 50 A/μs
I <sup>2</sup> t value	50 A <sup>2</sup> s

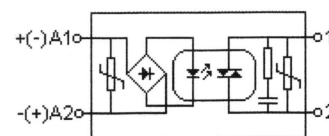
<b>Specifications</b>	
Ambient temperature operation/storage	-25 ... 60 °C / -40 ... 80 °C
Test voltage between input/output	4 kV rms/1min
Pick-up time	max. 1/2 wave
Release time	2 ms + 1/2 wave
Weight	28 g

**Applications**  
It is specially suitable to switch inductive loads up to 3A/250 VAC.  
For switching loads with a high inrush or overcurrent (max. Di/dt 50A/μs) as transformers, motors or fluorescents, the maximum output current will limit to 2 A.

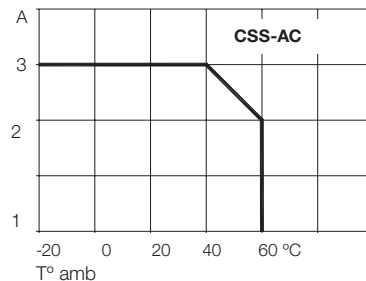


<b>Accessories</b>	
Socket:	<b>S10, S10-M, S10-K, S10-P</b>

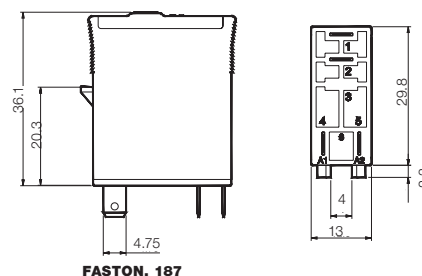
**Fig. 1 CSS-AC diagram**



**Tab. 2 AC load limit curve**



**Dimensions [mm]**



**Technical approvals, conformities**

